

Luminaire Photograph



Light Output Ratio:	77.9%	
Luminaire Power:	9.425 W	
SHR Nominal:	0.00	Calculated using the TM5
SHR Maximum:	1.00	fine grid method.

C Range: 0 - 360DEG
C Interval: 30.0DEG
Test Speed: HIGH
Temperature: 25.3DEG
Operators: zoe
Test Date: 2019-05-02

g Range: 0 - 90DEG
g Interval: 1.0DEG
Test System: EVERFINE GO-SPEX500_V1 SYSTEM V2.0.402
Humidity: 65.0%
Test Distance: 3.160m [K=1.0000]
Remarks: LAMP: WCSSRM2.CM-M3M5-XX37-1-700-R18
Ra: 91.2 R9: 55
DRIVER: LD009H-CU070012-M9E 700mA
REFLECTOR: PS-1092-120-226 15R
30minutes warm-up

LUMINOUS INTENSITY DISTRIBUTION DIAGRAM

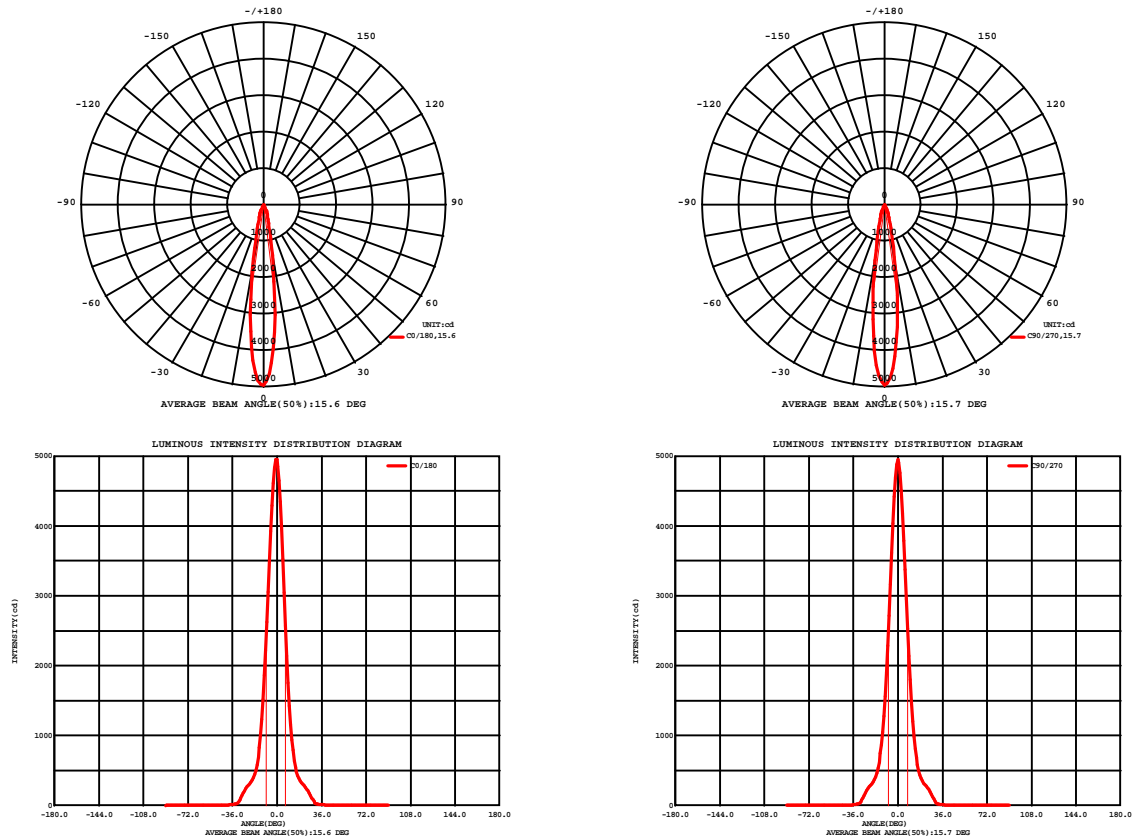


Fig. C0/C180

Fig. C90/C270

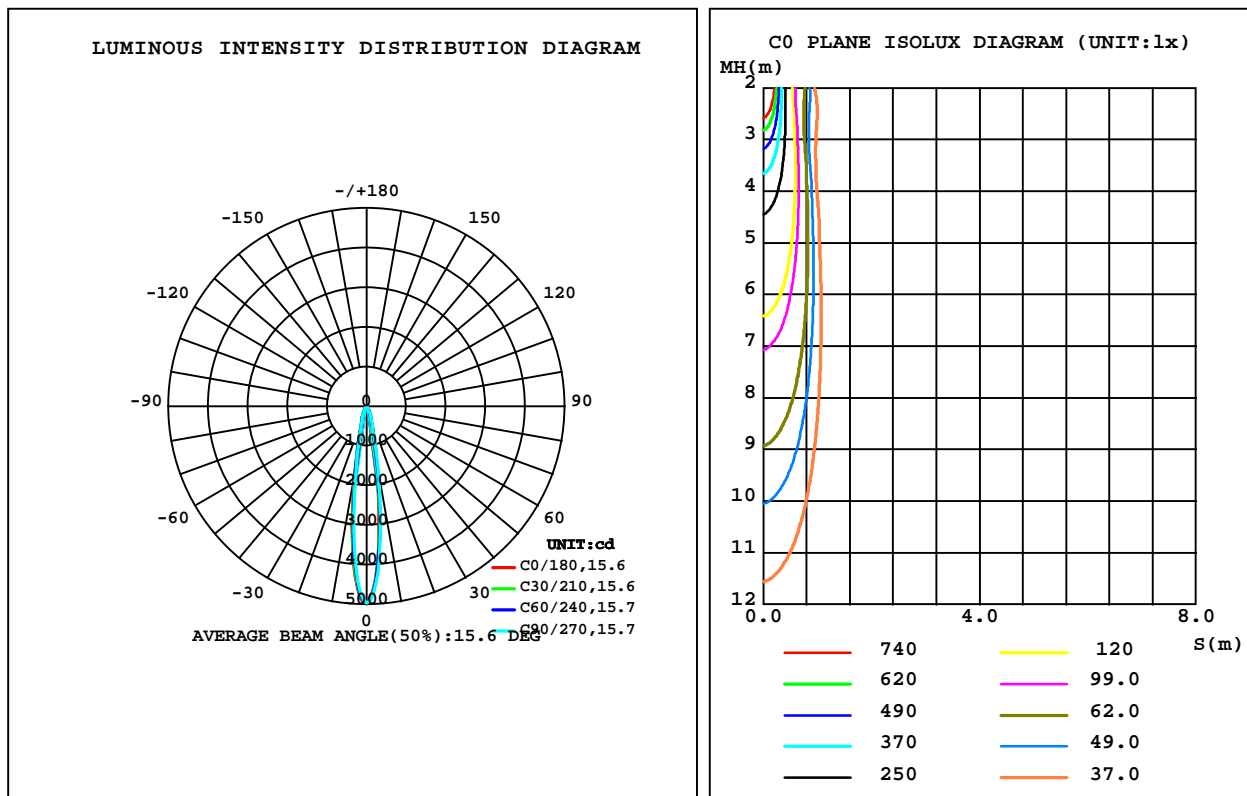
C Range: 0 - 360DEG
C Interval: 30.0DEG
Test Speed: HIGH
Temperature: 25.3DEG
Operators: zoe
Test Date: 2019-05-02

Range: 0 - 90DEG
Interval: 1.0DEG
Test System: EVERFINE GO-SPEX500_V1 SYSTEM V2.0.402
Humidity: 65.0%
Test Distance: 3.160m [K=1.0000]
Remarks: LAMP: WCSSRM2.CM-M3M5-XX37-1-700-R18
Ra: 91.2 R9: 55
DRIVER: LD009H-CU070012-M9E 700mA
REFLECTOR: PS-1092-120-226 15R
30minutes warm-up

LUMINAIRE PHOTOMETRIC TEST REPORT

Test:U:120.15V I:0.0797A P:9.4245W PF:0.9819 Freq:59.98Hz Lamp Flux:760.055x1 lm		
NAME: 1814-413-AM-15R	TYPE:	WEIGHT:
SPEC.:3040K	DIM.:	SERIAL No.:1905020899
MFR.: RISE	SUR.:0.006084m2	Shielding Angle:

DATA OF LAMP		PHOTOMETRIC DATA Eff: 62.81 lm/W			
MODEL	OSRAM	I _{max} (cd)	4956	S/MH(C0/180)	0.29
NOMINAL POWER(W)	8.8	LOR(%)	77.9	S/MH(C90/270)	0.26
RATED VOLTAGE(V)	120	TOTAL FLUX(lm)	591.96	h UP,DN(C0-180)	0.0,39.3
NOMINAL FLUX(lm)	760.055	CIE CLASS	DIRECT	h UP,DN(C180-360)	0.0,38.5
LAMPS INSIDE	1	h up(%)	0.0	CIBSE SHR NOM	0.00
TEST VOLTAGE(V)	120	h down(%)	77.9	CIBSE SHR MAX	1.00



C Range: 0 - 360DEG
 C Interval: 30.0DEG
 Test Speed: HIGH
 Temperature:25.3DEG
 Operators:zoe
 Test Date:2019-05-02

g Range: 0 - 90DEG
 Interval: 1.0DEG
 Test System:EVERFINE GO-SPEX500_V1 SYSTEM V2.0.402
 Humidity:65.0%
 Test Distance:3.160m [K=1.0000]
 Remarks: LAMP:WCSRM2.CM-M3M5-XX37-1-700-R18
 Ra:91.2 R9:55
 DRIVER:LD009H-CU070012-M9E 700mA
 REFLECTOR:PS-1092-120-226 15R
 30minutes warm-up



RISE GONIOPHOTOMETERS SYSTEM TEST REPORT

ZONAL FLUX DIAGRAM

ZONAL FLUX DIAGRAM:

g	C0	C45	C90	C135	C180	C225	C270	C315	g	F zone	F total	%lum,lamp
10	1425	1582	1800	1860	1865	1728	1558	1446	0- 10	283.4	283.4	47.9,37.3
20	329.3	334.9	350.0	364.6	364.4	351.7	336.0	321.2	10- 20	195.9	479.3	81,63.1
30	56.38	56.92	61.04	69.99	74.44	62.71	46.65	50.45	20- 30	93.73	573.0	96.8,75.4
40	7.945	7.739	7.079	7.756	7.398	7.780	6.368	7.838	30- 40	11.54	584.5	98.7,76.9
50	2.944	3.416	2.891	3.293	3.528	4.136	3.451	3.622	40- 50	3.952	588.5	99.4,77.4
60	1.918	2.039	2.164	2.599	2.233	1.642	1.771	1.808	50- 60	2.484	591.0	99.8,77.8
70	0.0088	0.0080	0.0085	0.0151	0.0047	0.0017	0.0006	0.0031	60- 70	0.9762	592.0	100,77.9
80	0.0117	0.0090	0.0145	0.0061	0.0091	0.0016	0.0060	0.0013	70- 80	0.0055	592.0	100,77.9
90	0.0060	0.0065	0.0170	0.0042	0	0	0.0088	0.0009	80- 90	0.0064	592.0	100,77.9
100									90-100			
110									100-110			
120									110-120			
130									120-130			
140									130-140			
150									140-150			
160									150-160			
170									160-170			
180									170-180			
DEG	LUMINOUS INTENSITY:cd									UNIT:lm		

C Range: 0 - 360DEG
C Interval: 30.0DEG
Test Speed: HIGH
Temperature:25.3DEG
Operators:zoe
Test Date:2019-05-02

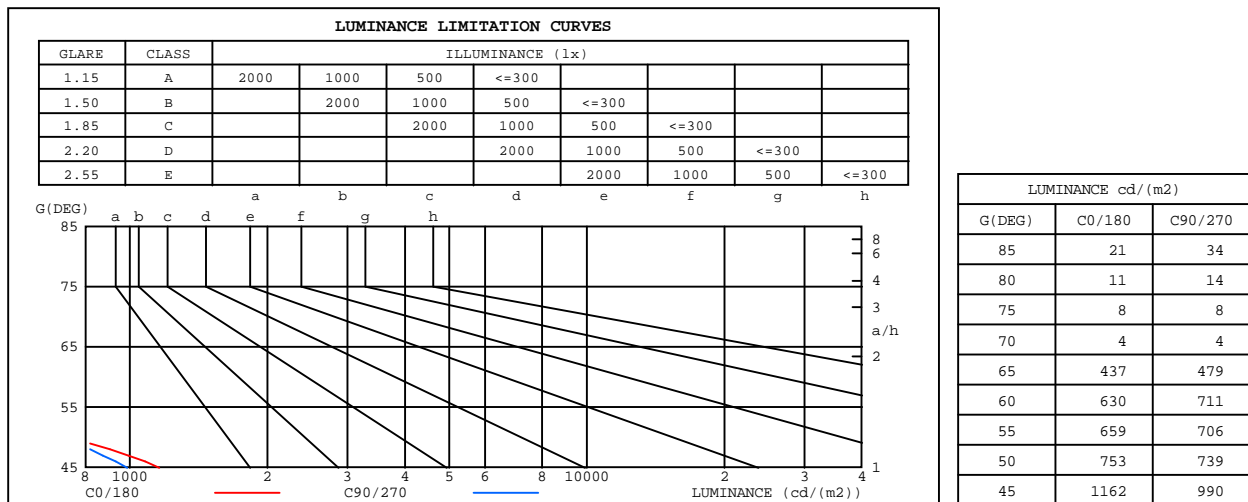
g Range: 0 - 90DEG
Interval: 1.0DEG
Test System:EVERFINE GO-SPEX500_V1 SYSTEM V2.0.402
Humidity:65.0%
Test Distance:3.160m [K=1.0000]
Remarks: LAMP:WCSSRM2.CM-M3M5-XX37-1-700-R18
Ra:91.2 R9:55
DRIVER:LD009H-CU070012-M9E 700mA
REFLECTOR:PS-1092-120-226 15R
30minutes warm-up



RISE GONIOPHOTOMETERS SYSTEM TEST REPORT

LUMINANCE LIMITATION CURVES

Test:U:120.15V I:0.0797A P:9.4245W PF:0.9819 Freq:59.98Hz Lamp Flux:760.055x1 lm		
NAME: 1814-413-AM-15R	TYPE:	WEIGHT:
SPEC.:3040K	DIM.:	SERIAL No.:1905020899
MFR.: RISE	SUR.:0.006084m2	Shielding Angle:



C Range: 0 - 360DEG
C Interval: 30.0DEG
Test Speed: HIGH
Temperature:25.3DEG
Operators:zoe
Test Date:2019-05-02

G Range: 0 - 90DEG
G Interval: 1.0DEG
Test System:EVERFINE GO-SPEX500_V1 SYSTEM V2.0.402
Humidity:65.0%
Test Distance:3.160m [K=1.0000]
Remarks: LAMP:WCSRM2.CM-M3M5-XX37-1-700-R18
Ra:91.2 R9:55
DRIVER:LD009H-CU070012-M9E 700mA
REFLECTOR:PS-1092-120-226 15R
30minutes warm-up

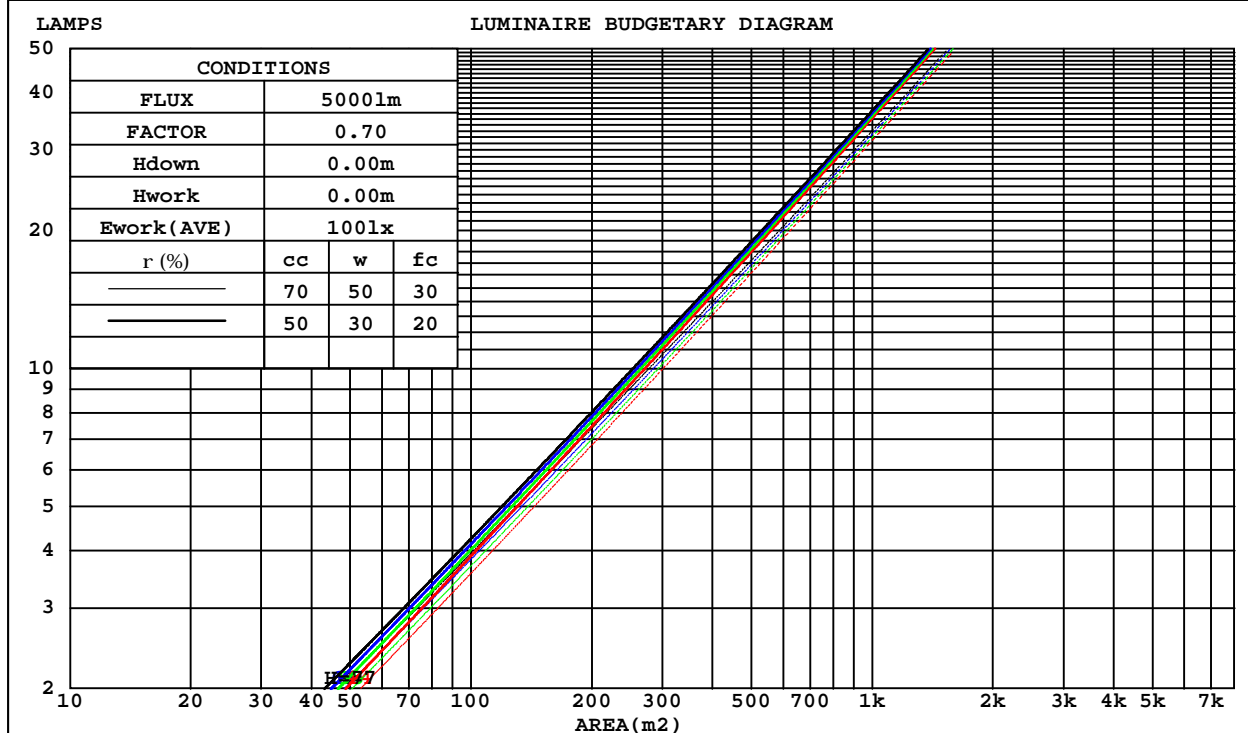


RISE GONIOPHOTOMETERS SYSTEM TEST REPORT

CU AND LUMINAIRE BUDGETARY ESTIMATE DIAGRAM

Test:U:120.15V I:0.0797A P:9.4245W PF:0.9819 Freq:59.98Hz Lamp Flux:760.055x1 lm		
NAME: 1814-413-AM-15R	TYPE:	WEIGHT:
SPEC.:3040K	DIM.:	SERIAL No.:1905020899
MFR.: RISE	SUR.:0.006084m2	Shielding Angle:

rcc	80%			70%			50%			30%			10%			0
rw	50%	30%	10%	50%	30%	10%	50%	30%	10%	50%	30%	10%	50%	30%	10%	0
r fc	20%			20%			20%			20%			20%			0
RCR	RCR:Room Cavity Ratio															



C Range: 0 - 360DEG
C Interval: 30.0DEG
Test Speed: HIGH
Temperature:25.3DEG
Operators:zoe
Test Date:2019-05-02

g Range: 0 - 90DEG
Interval: 1.0DEG
Test System:EVERFINE GO-SPEX500_V1 SYSTEM V2.0.402
Humidity:65.0%
Test Distance:3.160m [K=1.0000]
Remarks: LAMP:WCSRM2.CM-M3M5-XX37-1-700-R18
Ra:91.2 R9:55
DRIVER:LD009H-CU070012-M9E 700mA
REFLECTOR:PS-1092-120-226 15R
30minutes warm-up



RISE GONIOPHOTOMETERS SYSTEM TEST REPORT

WEC AND CCEC

Test:U:120.15V I:0.0797A P:9.4245W PF:0.9819 Freq:59.98Hz Lamp Flux:760.055x1 lm		
NAME: 1814-413-AM-15R	TYPE:	WEIGHT:
SPEC.:3040K	DIM.:	SERIAL No.:1905020899
MFR.: RISE	SUR.:0.006084m2	Shielding Angle:

rcc	80%			70%			50%			30%			10%			0
rw	50%	30%	10%	50%	30%	10%	50%	30%	10%	50%	30%	10%	50%	30%	10%	0
rfc	20%			20%			20%			20%			20%			0
RCR	RCR:Room Cavity Ratio						Wall Exitance Coefficients(WEC)									
0.0																
1.0	.100	.057	.018	.095	.054	.017	.086	.049	.016	.077	.044	.014	.069	.040	.013	
2.0	.092	.051	.016	.088	.049	.015	.080	.045	.014	.073	.041	.013	.066	.038	.012	
3.0	.086	.046	.014	.082	.044	.013	.076	.041	.012	.070	.038	.012	.064	.035	.011	
4.0	.080	.042	.012	.077	.040	.012	.072	.038	.011	.066	.036	.011	.062	.034	.010	
5.0	.075	.038	.011	.073	.037	.011	.068	.035	.010	.064	.034	.010	.059	.032	.010	
6.0	.071	.035	.010	.069	.035	.010	.065	.033	.010	.061	.032	.009	.057	.030	.009	
7.0	.067	.033	.009	.065	.032	.009	.062	.031	.009	.058	.030	.009	.055	.029	.008	
8.0	.064	.031	.009	.062	.030	.009	.059	.029	.008	.056	.028	.008	.053	.027	.008	
9.0	.061	.029	.008	.059	.029	.008	.056	.028	.008	.054	.027	.008	.052	.026	.008	
10.0	.058	.028	.008	.057	.027	.008	.054	.027	.007	.052	.026	.007	.050	.025	.007	

rcc	80%			70%			50%			30%			10%			0
rw	50%	30%	10%	50%	30%	10%	50%	30%	10%	50%	30%	10%	50%	30%	10%	0
rfc	20%			20%			20%			20%			20%			0
RCR	RCR:Room Cavity Ratio						Ceiling Cavity Exitance Coefficients(CCEC)									
0.0	.148	.148	.148	.127	.127	.127	.087	.087	.087	.050	.050	.050	.016	.016	.016	
1.0	.131	.123	.116	.112	.105	.100	.076	.073	.069	.044	.042	.040	.014	.014	.013	
2.0	.116	.103	.093	.100	.089	.080	.068	.062	.056	.039	.036	.033	.013	.012	.011	
3.0	.104	.088	.075	.089	.076	.065	.061	.053	.046	.035	.031	.027	.011	.010	.009	
4.0	.094	.076	.062	.081	.066	.054	.055	.046	.038	.032	.027	.023	.010	.009	.007	
5.0	.086	.066	.052	.073	.057	.045	.051	.040	.032	.029	.024	.019	.009	.008	.006	
6.0	.078	.059	.044	.067	.051	.039	.046	.035	.027	.027	.021	.016	.009	.007	.005	
7.0	.072	.052	.038	.062	.045	.033	.043	.032	.023	.025	.019	.014	.008	.006	.005	
8.0	.067	.047	.033	.058	.040	.029	.040	.028	.020	.023	.017	.012	.008	.005	.004	
9.0	.062	.042	.028	.054	.037	.025	.037	.026	.018	.022	.015	.011	.007	.005	.003	
10.0	.058	.038	.025	.050	.033	.022	.035	.023	.016	.020	.014	.009	.007	.005	.003	

C Range: 0 - 360DEG
C Interval: 30.0DEG
Test Speed: HIGH
Temperature:25.3DEG
Operators:zoe
Test Date:2019-05-02

g Range: 0 - 90DEG
g Interval: 1.0DEG
Test System:EVERFINE GO-SPEX500_V1 SYSTEM V2.0.402
Humidity:65.0%
Test Distance:3.160m [K=1.0000]
Remarks: LAMP:WCSRM2.CM-M3M5-XX37-1-700-R18
Ra:91.2 R9:55
DRIVER:LD009H-CU070012-M9E 700mA
REFLECTOR:PS-1092-120-226 15R
30minutes warm-up

RISE GONIOPHOTOMETERS SYSTEM TEST REPORT

UGR(Unified Glare Rating) Table

Test:U:120.15V I:0.0797A P:9.4245W PF:0.9819 Freq:59.98Hz Lamp Flux:760.055x1 lm											
NAME: 1814-413-AM-15R					TYPE:			WEIGHT:			
SPEC.:3040K					DIM.:			SERIAL No.:1905020899			
MFR.: RISE					SUR.:0.006084m2			Shielding Angle:			
ceiling/cavity	0.7	0.7	0.5	0.5	0.3	0.7	0.7	0.5	0.5	0.3	
walls	0.5	0.3	0.5	0.3	0.3	0.5	0.3	0.5	0.3	0.3	
working plane	0.2	0.2	0.2	0.2	0.2	0.2	0.2	0.2	0.2	0.2	
Room dimensions		Viewed crosswise					Viewed endwise				
x = 2H y = 2H	1.1	1.7	1.3	1.8	2.0	1.2	1.8	1.4	2.0	2.1	
	3H	1.1	1.6	1.3	1.8	2.0	1.2	1.8	1.5	2.0	2.2
	4H	1.0	1.5	1.3	1.7	1.9	1.2	1.7	1.4	1.9	2.1
	6H	0.9	1.4	1.2	1.7	1.9	1.1	1.6	1.4	1.8	2.0
	8H	0.9	1.4	1.2	1.6	1.9	1.0	1.5	1.3	1.8	2.0
	12H	0.8	1.3	1.1	1.6	1.8	1.0	1.5	1.3	1.7	2.0
4H	2H	1.2	1.7	1.4	1.9	2.1	1.3	1.9	1.6	2.1	2.3
	3H	1.2	1.6	1.5	1.9	2.1	1.3	1.8	1.6	2.0	2.3
	4H	1.1	1.5	1.4	1.8	2.1	1.2	1.6	1.5	1.9	2.2
	6H	1.0	1.3	1.3	1.7	2.0	1.1	1.5	1.5	1.8	2.2
	8H	0.9	1.3	1.3	1.6	2.0	1.1	1.4	1.4	1.8	2.1
	12H	0.8	1.2	1.2	1.5	1.9	1.0	1.3	1.4	1.7	2.1
8H	4H	0.9	1.3	1.3	1.6	2.0	1.1	1.4	1.4	1.8	2.1
	6H	0.8	1.1	1.2	1.5	1.9	0.9	1.2	1.4	1.6	2.0
	8H	0.7	1.0	1.2	1.4	1.8	0.9	1.1	1.3	1.6	2.0
	12H	0.7	0.9	1.1	1.3	1.8	0.8	1.0	1.3	1.5	1.9
12H	4H	0.9	1.2	1.3	1.5	1.9	1.0	1.3	1.4	1.7	2.1
	6H	0.7	1.0	1.2	1.4	1.8	0.9	1.1	1.3	1.6	2.0
	8H	0.7	0.9	1.1	1.3	1.8	0.8	1.0	1.3	1.5	1.9
Variations with the observer position at spacings:											
S = 1.0H	+ 1.4 / - 2.4					+ 1.3 / - 2.3					
1.5H	+ 2.5 / - 2.1					+ 1.9 / - 1.6					
2.0H	+ 1.7 / - 1.2					+ 1.2 / - 1.6					

CIE Pub.117, 760.1 lm Total Lamp Luminous Flux Corrected ($8\log(F/F_0) = -1.0$)

C Range: 0 - 360DEG
C Interval: 30.0DEG
Test Speed: HIGH
Temperature:25.3DEG
Operators:zoe
Test Date:2019-05-02

g Range: 0 - 90DEG
g Interval: 1.0DEG
Test System:EVERFINE GO-SPEX500_V1 SYSTEM V2.0.402
Humidity:65.0%
Test Distance:3.160m [K=1.0000]
Remarks: LAMP:WCSRM2.CM-M3M5-XX37-1-700-R18
Ra:91.2 R9:55
DRIVER:LD009H-CU070012-M9E 700mA
REFLECTOR:PS-1092-120-226 15R
30minutes warm-up

RISE GONIOPHOTOMETERS SYSTEM TEST REPORT

UTILIZATION FACTORS TABLE

Test:U:120.15V I:0.0797A P:9.4245W PF:0.9819 Freq:59.98Hz Lamp Flux:760.055x1 lm		
NAME: 1814-413-AM-15R	TYPE:	WEIGHT:
SPEC.:3040K	DIM.:	SERIAL No.:1905020899
MFR.: RISE	SUR.:0.006084m2	Shielding Angle:

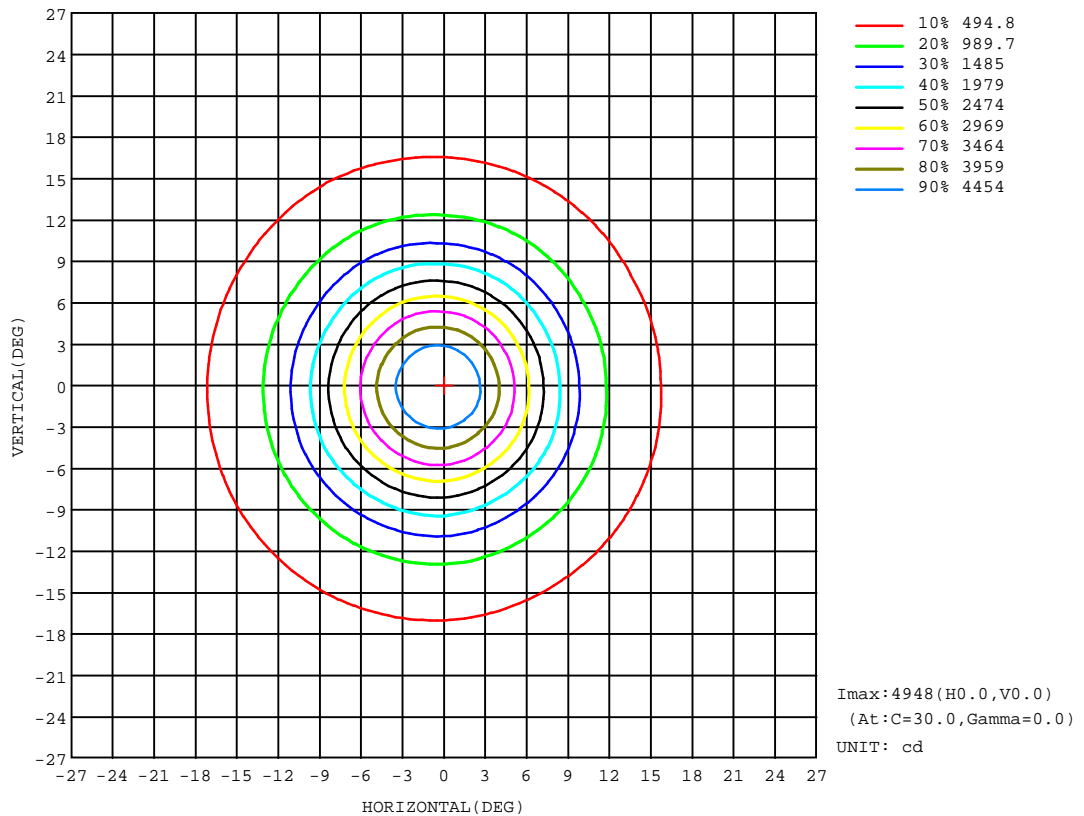
REFLECTANCE										
Ceiling	0.8	0.8	0.8	0.7	0.7	0.7	0.5	0.5	0.5	0
Walls	0.7	0.5	0.3	0.7	0.5	0.3	0.7	0.5	0.3	0
Working plane	0.2	0.2	0.2	0.2	0.2	0.2	0.2	0.2	0.2	0
ROOM INDEX	UTILIZATION FACTORS(PERCENT) $k(RI) \times RCR = 5$									
k = 0.60	71	66	64	70	66	63	70	66	63	61
0.80	76	72	69	76	72	69	75	71	69	66
1.00	79	75	73	78	75	72	77	75	72	69
1.25	82	78	76	81	78	76	80	77	75	72
1.50	84	80	78	83	80	78	81	79	77	74
2.00	85	83	80	84	82	80	82	80	79	75
2.50	87	84	82	85	83	81	83	81	80	75
3.00	88	85	83	86	84	83	84	82	81	76
4.00	89	87	86	88	86	85	85	84	83	77
5.00	90	89	87	88	87	86	85	84	84	78
ROOM INDEX	UF(total)									Direct
According to DIN EN 13032-2 2004			Suspended					SHRNOM = 1.25		

C Range: 0 - 360DEG
 C Interval: 30.0DEG
 Test Speed: HIGH
 Temperature:25.3DEG
 Operators:zoe
 Test Date:2019-05-02

g Range: 0 - 90DEG
 g Interval: 1.0DEG
 Test System:EVERFINE GO-SPEX500_V1 SYSTEM V2.0.402
 Humidity:65.0%
 Test Distance:3.160m [K=1.0000]
 Remarks: LAMP:WCS SRM2.CM-M3M5-XX37-1-700-R18
 Ra:91.2 R9:55
 DRIVER:LD009H-CU070012-M9E 700mA
 REFLECTOR:PS-1092-120-226 15R
 30minutes warm-up

ISOCANDELA DIAGRAM

Test:U:120.15V I:0.0797A P:9.4245W PF:0.9819 Freq:59.98Hz Lamp Flux:760.055x1 lm		
NAME: 1814-413-AM-15R	TYPE:	WEIGHT:
SPEC.:3040K	DIM.:	SERIAL No.:1905020899
MFR.: RISE	SUR.:0.006084m2	Shielding Angle:

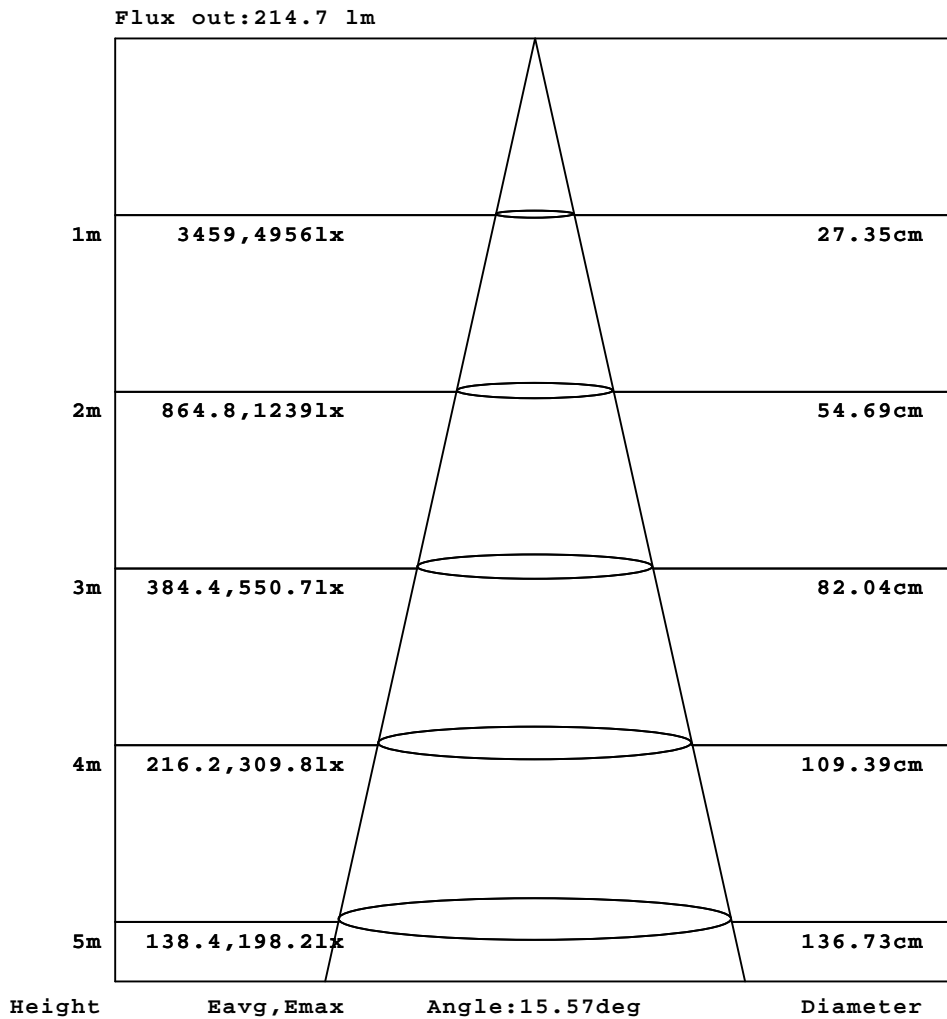


C Range: 0 - 360DEG
C Interval: 30.0DEG
Test Speed: HIGH
Temperature:25.3DEG
Operators:zoe
Test Date:2019-05-02

Range: 0 - 90DEG
Interval: 1.0DEG
Test System:EVERFINE GO-SPEX500_V1 SYSTEM V2.0.402
Humidity:65.0%
Test Distance:3.160m [K=1.0000]
Remarks: LAMP:WCSRM2.CM-M3M5-XX37-1-700-R18
Ra:91.2 R9:55
DRIVER:LD009H-CU070012-M9E 700mA
REFLECTOR:PS-1092-120-226 15R
30minutes warm-up

AAI Figure

Test:U:120.15V I:0.0797A P:9.4245W PF:0.9819 Freq:59.98Hz Lamp Flux:760.055x1 lm		
NAME: 1814-413-AM-15R	TYPE:	WEIGHT:
SPEC.:3040K	DIM.:	SERIAL No.:1905020899
MFR.: RISE	SUR.:0.006084m2	Shielding Angle:



Note:The Curves indicate the illuminated area and the average illumination when the luminaire is at different distance.

C Range: 0 - 360DEG
C Interval: 30.0DEG
Test Speed: HIGH
Temperature:25.3DEG
Operators:zoe
Test Date:2019-05-02

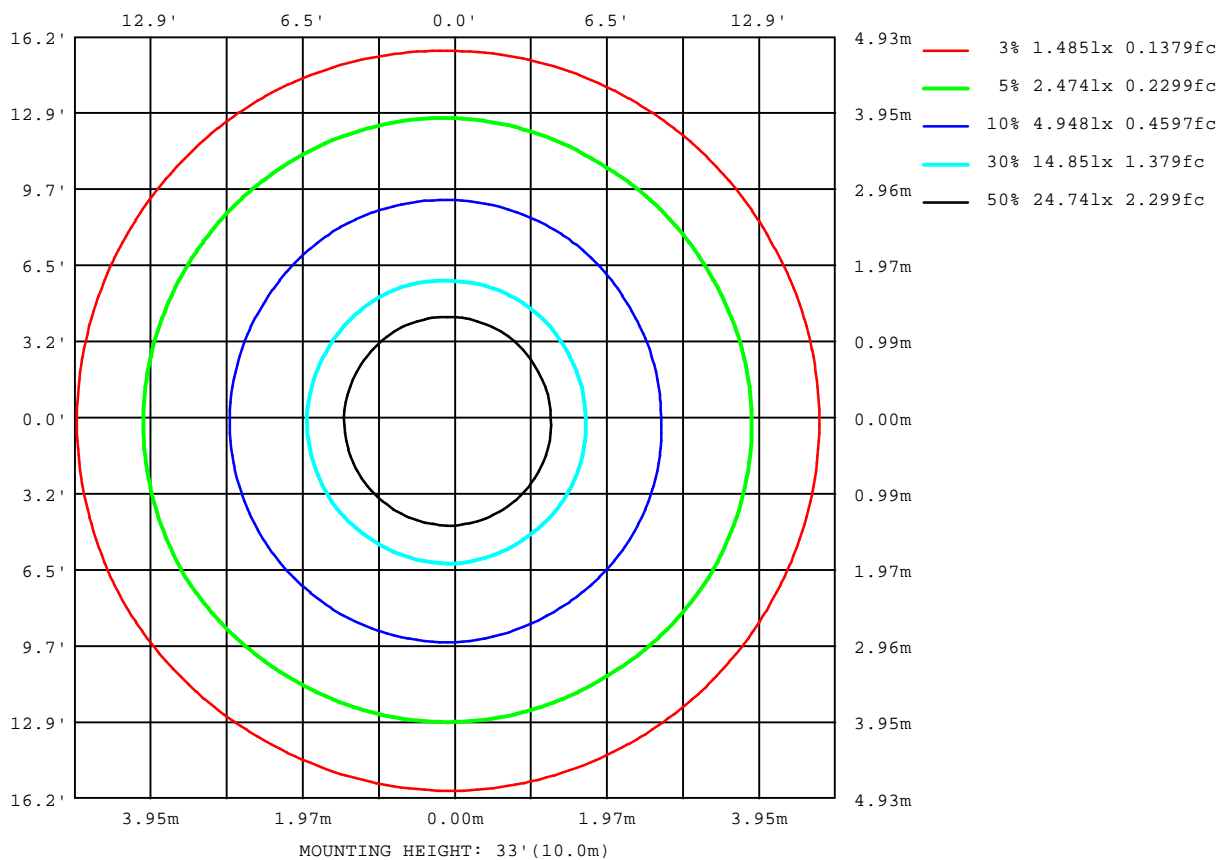
g Range: 0 - 90DEG
Interval: 1.0DEG
Test System:EVERFINE GO-SPEX500_V1 SYSTEM V2.0.402
Humidity:65.0%
Test Distance:3.160m [K=1.0000]
Remarks: LAMP:WCS SRM2.CM-M3M5-XX37-1-700-R18
Ra:91.2 R9:55
DRIVER:LD009H-CU070012-M9E 700mA
REFLECTOR:PS-1092-120-226 15R
30minutes warm-up



RISE GONIOPHOTOMETERS SYSTEM TEST REPORT

ISOLUX DIAGRAM

Test:U:120.15V I:0.0797A P:9.4245W PF:0.9819 Freq:59.98Hz Lamp Flux:760.055x1 lm		
NAME: 1814-413-AM-15R	TYPE:	WEIGHT:
SPEC.:3040K	DIM.:	SERIAL No.:1905020899
MFR.: RISE	SUR.:0.006084m2	Shielding Angle:



C Range: 0 - 360DEG
C Interval: 30.0DEG
Test Speed: HIGH
Temperature:25.3DEG
Operators:zoe
Test Date:2019-05-02

g Range: 0 - 90DEG
Interval: 1.0DEG
Test System:EVERFINE GO-SPEX500_V1 SYSTEM V2.0.402
Humidity:65.0%
Test Distance:3.160m [K=1.0000]
Remarks: LAMP:WCSRM2.CM-M3M5-XX37-1-700-R18
Ra:91.2 R9:55
DRIVER:LD009H-CU070012-M9E 700mA
REFLECTOR:PS-1092-120-226 15R
30minutes warm-up

LED Avg.L Report

Test:U:120.15V I:0.0797A P:9.4245W PF:0.9819 Freq:59.98Hz Lamp Flux:760.055x1 lm		
NAME: 1814-413-AM-15R	TYPE:	WEIGHT:
SPEC.:3040K	DIM.:	SERIAL No.:1905020899
MFR.: RISE	SUR.:0.006084m2	Shielding Angle:

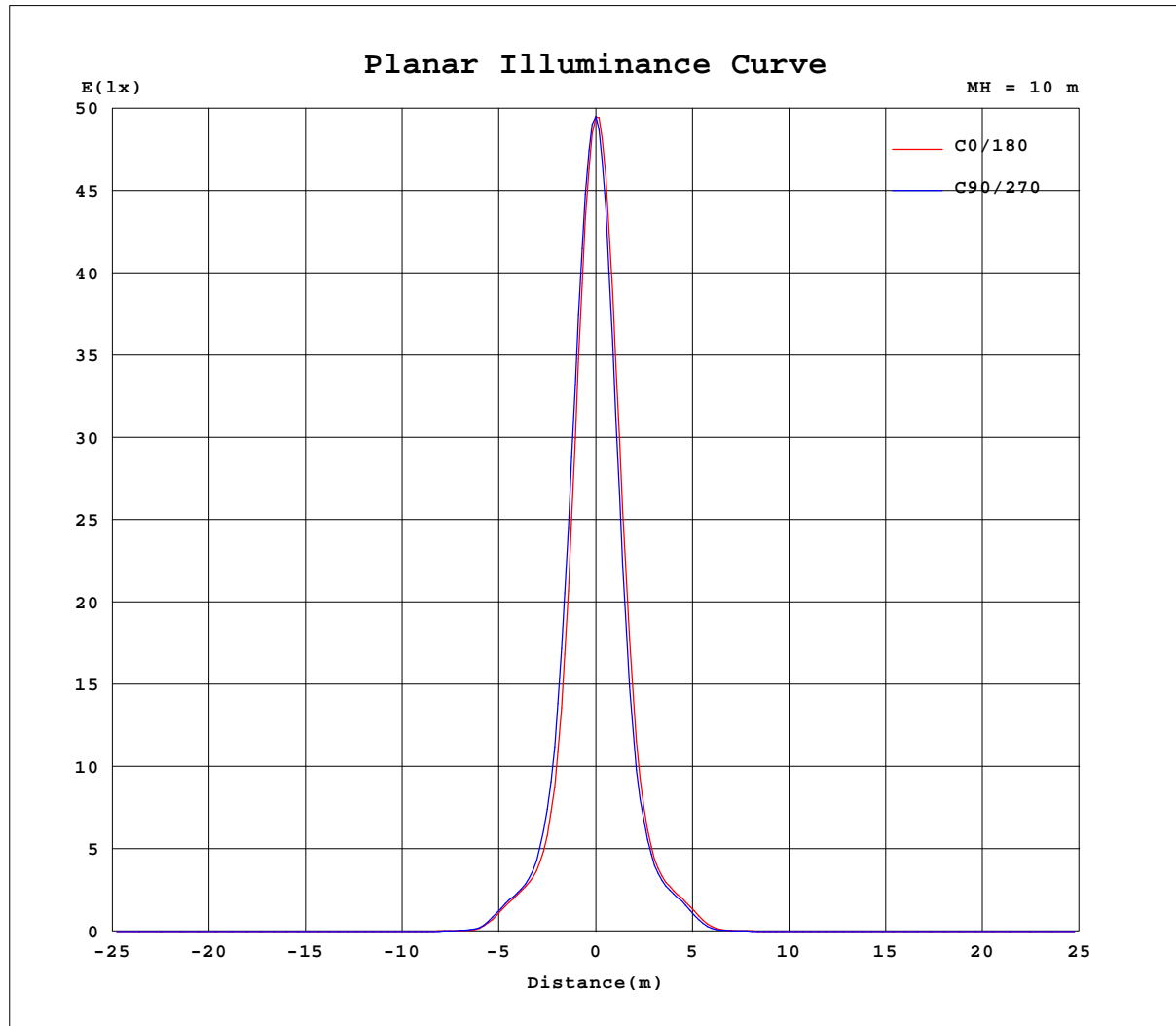
AvgL	cd/m2
L_0~180(65)av	404
L_0~180(75)av	6
L_0~180(85)av	18
L_90~270(65)av	390
L_90~270(75)av	5
L_90~270(85)av	24
L_45(65)av	438
L_45(75)av	2
L_45(85)av	5

Standard: GB/T 29293-2012

C Range: 0 - 360DEG
C Interval: 30.0DEG
Test Speed: HIGH
Temperature:25.3DEG
Operators:zoe
Test Date:2019-05-02

g Range: 0 - 90DEG
Interval: 1.0DEG
Test System:EVERFINE GO-SPEX500_V1 SYSTEM V2.0.402
Humidity:65.0%
Test Distance:3.160m [K=1.0000]
Remarks: LAMP:WCSARM2.CM-M3M5-XX37-1-700-R18
Ra:91.2 R9:55
DRIVER:LD009H-CU070012-M9E 700mA
REFLECTOR:PS-1092-120-226 15R
30minutes warm-up

Planar Illuminance Curve



C Range: 0 - 360DEG
 C Interval: 30.0DEG
 Test Speed: HIGH
 Temperature: 25.3DEG
 Operators: zoe
 Test Date: 2019-05-02

deg Range: 0 - 90DEG
 Interval: 1.0DEG
 Test System: EVERFINE GO-SPEX500_V1 SYSTEM V2.0.402
 Humidity: 65.0%
 Test Distance: 3.160m [K=1.0000]
 Remarks: LAMP: WCSRM2.CM-M3M5-XX37-1-700-R18
 Ra: 91.2 R9: 55
 DRIVER: LD009H-CU070012-M9E 700mA
 REFLECTOR: PS-1092-120-226 15R
 30minutes warm-up

